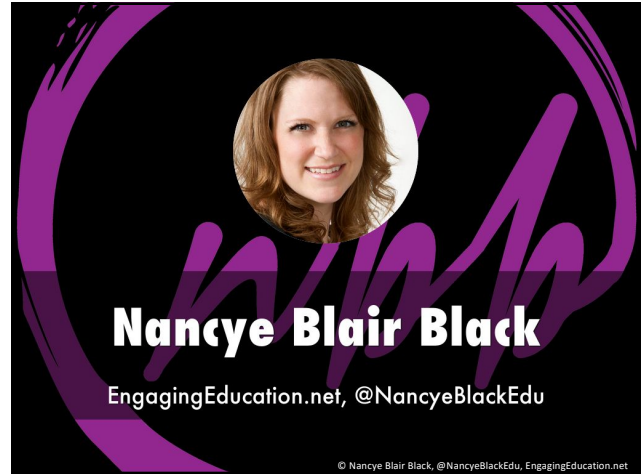


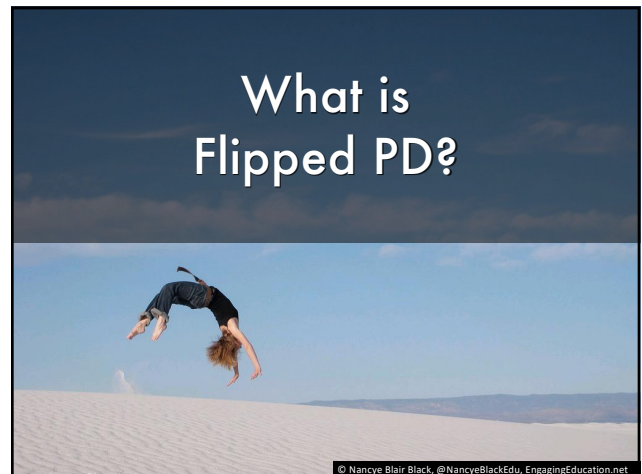
1



2



3



4

# Flipped PD

- Independent professional learning activities
- Complemented with in-person PD and coaching

© Nancye Blair Black, @NancyeBlackEdu, EngagingEducation.net

5

# Independent PD

- Self-paced
- Just-in-time
- Personalized & Differentiated
- Prepares for deeper in-person PD experiences

© Nancye Blair Black, @NancyeBlackEdu, EngagingEducation.net

6

# In-person PD

- Interactive & hands-on workshops
- Ongoing Professional Learning Communities
- Coaching

© Nancye Blair Black, @NancyeBlackEdu, EngagingEducation.net

7

# Why Flipped PD?



© Nancye Blair Black, @NancyeBlackEdu, EngagingEducation.net

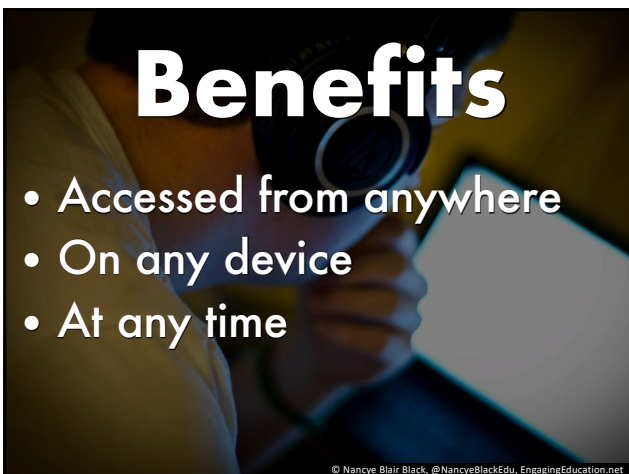
8



9



10

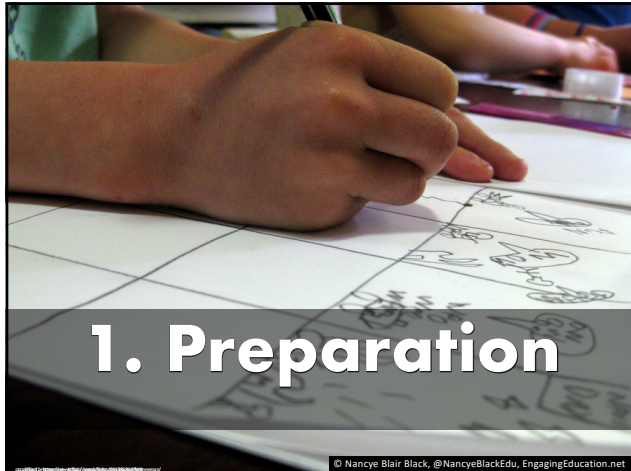


11

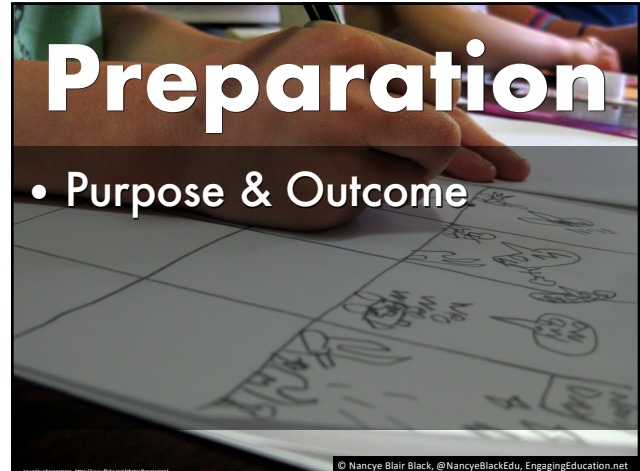


12

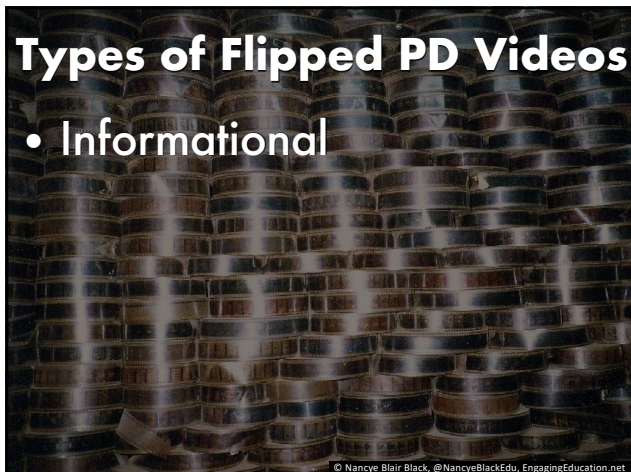




13



14



15



16

## Types of Flipped PD Videos

- Informational
- How-to / Tutorial

17



18

## Types of Flipped PD Videos

- Informational
- How-to / Tutorial
- Exemplar / Case Study

19



20

Virginia.gov Agencies | Governor Search Virginia.Gov

VIRGINIA DEPARTMENT OF EDUCATION

Home » Instruction » English & Reading » Elementary English & Reading » Elementary Reading Early Literacy Instructional Strategies

**ELEMENTARY ENGLISH & READING**  
**ELEMENTARY READING EARLY LITERACY INSTRUCTIONAL STRATEGIES**

In this set of video vignettes, Virginia teachers demonstrate strategies that can be used in elementary classrooms to promote students' early literacy skills. The strategies and activities presented in the vignettes are especially designed to be used with students in kindergarten through grade three. Early Literacy lesson activities such as those depicted support the skills elicited by the [Phonological Awareness Literacy Screening \(PALS\)](#).  
 (The videos on this page link to Flash files which require the Adobe Flash Player plug-in. [Download the free player.](#))

▶ [Play Video 1: Alphabetics](#)  
 The teacher engages students in activities that promote alphabetic knowledge and understanding.  
 SOL: [K.1](#) [K.11](#)

▶ [Play Video 2: Concept of Word in Text: Introduce the Written Text](#)  
 Students memorize a familiar rhyme as the teacher models how to track print.  
 SOL: [K.1](#) [K.4](#) [K.5](#) [K.7](#) [L.1](#) [L.5](#)

▶ [Play Video 3: Concept of Word in Text: Work with Sentences](#)  
 Students match individual words to words within connected text and rebuild sentences.  
 SOL: [K.1](#) [K.4](#) [K.7](#) [L.5](#) [L.6](#)

▶ [Play Video 4: Concept of Word in Text: Work with Words](#)  
 Students locate and identify individual words in context using beginning letters and sounds as text clues.  
 SOL: [K.1](#) [K.4](#) [K.5](#) [K.7](#) [L.5](#)

INSTRUCTION  
 English & Reading  
 Mathematics  
 Science  
 History & Social Science  
 Career & Technical Education  
 Driver Education  
 Economics & Personal Finance  
 Family Life Education  
 Fine Arts  
 Foreign Language  
 Health Education  
 Physical Education  
 Character Education  
 Leadership (PPE)  
 Teacher Direct  
 For Families & Students  
 Specialized Instruction

21

Matrix Professional Learning Evaluation Tools Resources Research FAQs

**The \$10,000,000 Contest**

The \$10,000,000 Contest

Menu

- Complete Matrix
- All Collaborative Transformation Lessons
- All Collaborative Lessons
- All Transformation Lessons
- All Mathematics Lessons

Collaborative Learning | Transformation Level

Subject: Math

Active Learning

- Entry: LA MA SC SS
- Adoption: LA MA SC SS

22

Benchmark EDUCATION

Texas Catalog BVEG FANIS My Account Checkout

Search by Title, Keyword, or Product Code Product Finder

ADMINISTRATORS READING SPECIALISTS TEACHERS ESL/SPANISH LIBRARIANS PARENTS INTERNATIONAL BLOG resources

**Read About Best Practices in How to Effectively Observe Best Practices in the Classroom**

- Introduction/Overview
- Instructional Balance in Literacy Learning
- High-Density Reading and Writing Instruction
- Scaffolded Instruction
- Self-Directed Learning
- Effective Classroom Management
- High Expectations
- Knowledge of Purpose
- Classroom Interaction Style

**Introduction/Overview**

As a literacy coach or mentor, your role is to work with teachers to plan, implement, reflect on, and refine their literacy lessons and procedures. Within this process, you'll:

- Actively listen in order to develop relationships with teachers and support their decision-making processes related to teaching and learning.
- Offer customized support to help teachers develop problem-solving abilities.
- Challenge teachers to try new strategies, explore new ideas in existing lessons, and make positive changes in their teaching styles.
- Guide teachers in their practices—help them set professional goals in instruction and encourage them to reflect on the development of their lesson designs.
- Provide motivation—remind teachers of their goals and support their efforts toward achieving them.
- Collaborate with teachers—develop a give-and-take relationship where each person has input in the professional conversation.
- Help teachers strategize and find effective ways to accomplish or change an instructional practice.
- Provide ideas for overcoming obstacles in instruction.

<http://tinyurl.com/BEQsForObservingBestPractices>

23

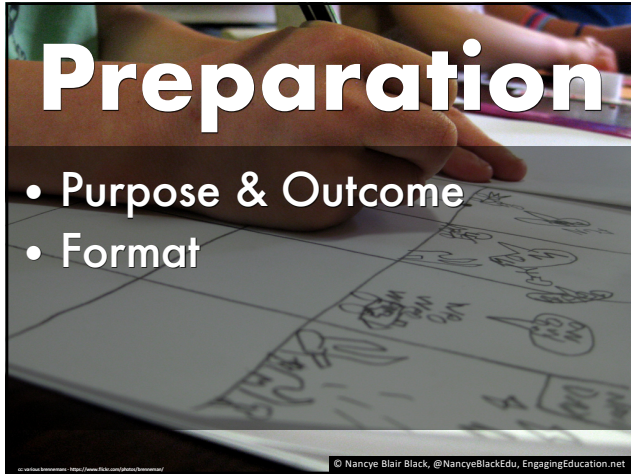
**Types of Flipped PD Videos**

- Informational
- How-to / Tutorial
- Exemplar / Case Study
- Hook / Inspirational


© Nancy Blair Black, @NancyBlackEdu, EngagingEducation.net

24

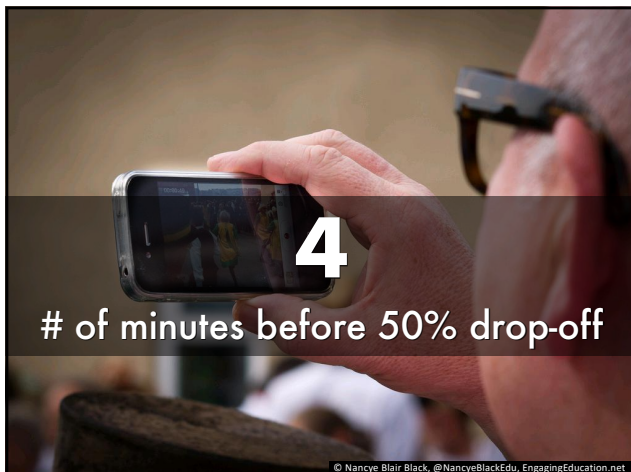





25



26



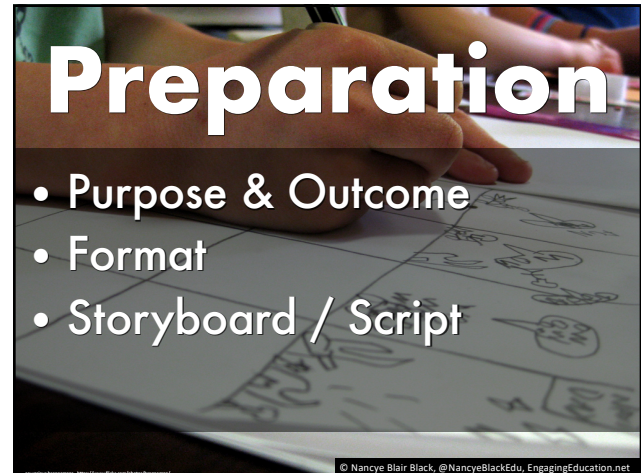
27



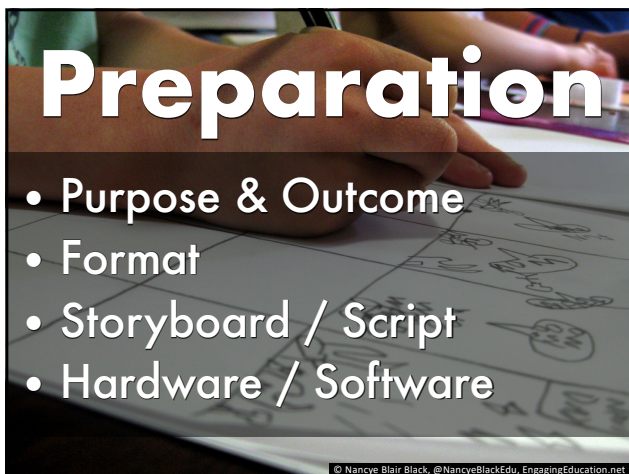
28



29



30



31

Cross-platform		
1	Computer (Mac, PC, Some Chromebook)	iOS
2 WeVideo - collaborative cross-platform video editor — with Google Drive add-on option	Quicktime (Mac) - Can also use to record iOS device screens when connected!	(Movie (iOS)
3 Voicethread - interactive multimedia	(Movie (Mac)	Screen Chomp
4 Reflector 2 - Can capture from iPad/tablet	Windows Live Movie Maker (PC)	Explain Everything
5 AirServer - same as Reflector	Screencast-o-matic	Touchcast - add vApps to take videos to a whole new interactive level
6 Jing	GoAnimate	Educreations Interactive Whiteboard
7 EdPuzzle	PowToon - animations - with Google Drive add-on option	Tellagami - animations
8 Moonote	Thinglink - interactive media	
9 Screencastify (Google Extension)	Document Camera & Software	
10 Play Posit	Adobe Spark Video	
11 YouTube Live		
12 SWVL		
13 Camtasia		
14 Movenote		
15 Zaption (like EdPuzzle)		
16 Snagit		

<http://tinyurl.com/nbb-pd-video-tools>

32





33



34



35

Creativity and Innovation			
Level	Name/Link	Description	Tutorial
ES		Google Docs, Sheets, Slides, Draw, and Forms allow all students to collaborate on the same file at the same time. <a href="#">Sign in with your Tomball Schools Google Account</a>	
S		Prezi is a communication tool that helps you organize, present, and share your ideas. Use the URL on the left to access the Prezi for Education Sign In. <b>No students under 13 can use the application. Students between 13-18 years of age need parental permission to create an account.</b>	
OS		Create animated videos and presentations. As easy as Power Point. Users under the age of 18 may only use the 'for Education' version of Powtoon.	
OS		Create real picture and chapter books with amazing artwork from real illustrators provided by Storybird. The templates are easy to use and students can share the link to their stories. <b>Teachers can create an educator account, import a class list, and provide student access.</b> <a href="#">Sign in with your Tomball Schools Google Account</a>	
ES		Online comic creator with no login required.	
E		Create animated gifs and export them as video files. The perfect way to create short stories or picture files for projects. <b>Free and No Login Needed!!!</b>	
S		Voki allows students and teachers to create a customized avatar with speech capabilities and post it to any blog, website or profile. Students 13 and over can create free accounts. Students under 13 should not create accounts, but teachers can register for a Voki Classroom account (\$29.95 per year) and put students into classes that provide login credentials for students.	

36